

DEVELON

Wheel Excavator

DX160W



A NEW MODEL WITH NOVEL FEATURES

The new DX160W has all the advantages of the previous model, and now offers added value to the operator.



INCREASED PRODUCTIVITY AND IMPROVED FUEL ECONOMY

are attributed to the electronic optimization of the hydraulic system and the new generation DEVELON engine (Tier II).

IMPROVED ERGONOMICS

increases comfort and excellent all round visibility ensuring a safe and pleasant working environment.

IMPROVED RELIABILITY

is achieved through the use of high performance materials combined with new methods of structural stress analysis. It leads to increased component life expectancy, thus reducing running costs.

NEW FEATURE



ADVANCED H-CLASS BUCKET

- DEVELON H-class bucket has the best strength of steel & the optimized design
- Add side cutter / add chamfer and inner plate at member part
- Increase bucket solidity and change casting type



ADVANCED FRONT BUSH

- EM bushing (Enhanced macro-surface)
- Pocket & Dimple surface pattern : Optimized greasing & Trap foreign object
- Wear resistant solid lubricant coating : noise free & enhanced anti-seizure property
- 30% longer life time than competitors



ADVANCED HD CABIN (OPTIONAL)

- ROPS, FOPS optional
- The latest interior (MP3, Joystick, Air suspension seat, etc.)



NEW 8-INCH MONITOR

Bigger LCD monitor with user-friendly touch screen panel, allowing easy access to machine settings and maintenance data.



TROPICAL/COLD WEATHER HYDRAULIC OIL (ISO VG 68/ VG 32)

- Maintain best performance of your machine by keeping optimum viscosity in tropical and cold area.



* Option spec info is included to the images contained in this material and may not be the same with the actual specs.

PERFORMANCE & PRODUCTIVITY

The performance of the DX160W has a direct effect on its productivity. Its new EPOS™ controlled hydraulic system have combined to create an unbeatable hydraulic excavator, with a cost/performance ratio that makes the DX160W even more appealing.



HYDRAULIC PUMP

Considering the property of wheel excavator that intensively performs traveling operation, bent axis piston pump is adopted for its high efficiency and excellent response in high pressure. The main pump has a capacity of 2x156L/min(@ 2,000rpm) reducing cycle time while a high capacity gear pump improves pilot line efficiency.


SWING DRIVE

Shocks during rotation are minimized, while increased torque is available to ensure rapid cycles.



DEVELON ENGINE (DB58TIS)


DEVELON product gives high performance through in-house engine. DEVELON engine perfectly harmonized with the hydraulic system and provides strong power. Mechanical engine provides high resistance to moisture, dust, and bad fuel quality. The best engine power in the industry (132HP/SAE J1349) provides stable working speed even in the heavy workload situation.



1



2



3



4

1 NEW DRIVE LINE CONCEPT

The new travel motor and transmission control in the drive line provide comfortable travel due to increased smoothness, improved hydraulic retarding and improved gear shifting.

1 HEAVY DUTY AXLES

The front axle offers wide oscillating and steering angles. The transmission is mounted directly on the rear axle for protection and optimum ground clearance.

1 ADVANCED DISC BRAKE SYSTEM

The new disc brake system works directly on the hub instead of the drive shaft to avoid planetary gear backlash. This eliminates the rocking effect associated with working free on wheels. The new axle is designed for low maintenance and the oil change intervals have been increased from 1,000 to 2,000 hours further reducing owning and operating costs.

2 UNDERCARRIAGE DESIGN

A rigid, welded frame provides excellent durability. Efficient hydraulic lines routing, transmission protection and heavy duty axles make the undercarriage perfect for wheel excavator applications. Both outriggers and dozer blade are pin type for maximum flexibility. An optional work tool restraint bar is available.

3 OUTRIGGERS

The pin type design allows the outriggers to be mounted on the front and/or rear for maximum operating stability when digging or lifting.

4 DOZER BLADE

The pin type design allows the dozer blade to be mounted on the front and/or rear and is used for leveling, clean-up work and for stabilizing the machine during digging applications. The large dozer bottom and parallel design provide minimized ground pressure.

EXCAVATOR CONTROL

The brains of the hydraulic excavator, the EPOS™ (Electronic Power Optimizing system), have been improved, through a CAN (Controller Area Network) communication link, these units are now perfectly synchronised.

DURABILITY & RELIABILITY

The reliability of an item of plant contributes to its overall lifetime operating costs. DEVELON uses computer-assisted design techniques. Highly durable materials and structures were tested under extreme conditions. Durability of materials and longevity of structures are our first priorities.



1 ADVANCED BUSHING

A highly lubricated metal is used for the boom pivot in order to increase the lifetime and extend the greasing intervals to 250 hours. A rolled bushing, with very fine grooves, has been added to the arm, bucket, dozer, and outrigger pivot; so greasing is only required every 50 hours.

2 POLYMER SHIM

A polymer shim is added to the bucket, dozer, and outrigger pivot to promote extended pin and bushing life.

3 DOZER & OUTRIGGER CYLINDERS PROTECTION COVERS


Large reinforced protective covers have been adopted to completely protect the Dozer & Outrigger cylinders from falling stones etc, while the machine is operating.

4 CAST COUNTERWEIGHT

A cast counterweight has been adopted to minimize deformation by external impact. In addition, operating stability has been increased by use of a low center of gravity design.

5 LED (LUMINESCENT DIODE) TYPE STOP LAMPS

The use of LED type stop lamps ensures considerably improved average service life compared to the existing standard filament bulbs. Furthermore, the faster lighting speed helps contribute to accident prevention.



D-TYPE FRAME

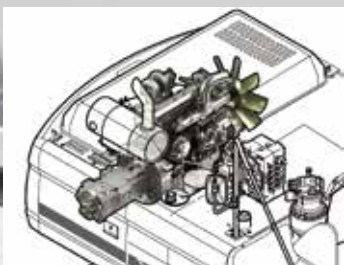
The D-type frame and chassis frame add strength and minimize distortion due to shocks.



FUEL EFFICIENCY

PUMP MATCHING TECHNOLOGY

Engine & pump matching, the new technology of DEVELON, fully resolves problems; low responses time of the system, unnecessary fuel consumption. Matching response time between pump and engine efficiently reduces unnecessary fuel consumption as well as exhaust fumes.



Main Pump

100%
POWER UP

Engine

RELIEF CUTOFF

The pump continues to supply flow even when the maximum pressure on the system is reached due to severe working environments and large workloads. Relief cutoff technology of DX160W prevents transfer of unnecessary flow to maintain powerful working level at the maximum value while reducing consumption of fuel.

Hydraulic Pump




Saves
20~30%
of Fuel



OPTIMIZED LEVER CONTROL & AUTO IDLE

When operator takes a break and leaves the control joystick fixed, both of the engine and the pump are kept in standby mode and prevents unnecessary fuel consumption.



OPERATOR COMFORT

The work rate of the hydraulic excavator is directly linked to the performance of its operator. DEVELON designed the DX160W by putting the operator at the centre of the development goals. The result is significant ergonomic value that improves the efficiency and safety of the operator.



NEW 8 INCH MONITOR

Number	Name
1	Fuel Gauge
2	Engine Coolant Temperature Gauge
3	Hydraulic Oil Temperature Gauge
4	Tachometer
5	Audio Display
6	Digital Clock
7	Favorites Button
8	Power Mode Selector Button

Number	Name
9	Power Mode Indicator
10	Operating Mode/Flow Setting Selector Button
11	Auto Idle Selector Button
12	Home / Menu Button
13	Back Button
14	Mode Symbol Display
15	Indicator Display
16	Display Warning Symbols



1 STEERING COLUMN

The Forward/Neutral/Reverse & gear selection switch is mounted on the steering column to minimize operator movements while traveling so that safety and operator comfort are ensured. The lower part of steering column can be tilted for improved operator comfort.

2 DOZER/OUTRIGGER CONTROL

The dozer/outrigger control lever, combined with the associated switches, allows for the operator to select between any combination of independent or simultaneous operation of the dozer/ Outriggers.

3 FOOT PEDALS

The position of the option, brake and accelerator pedal have been set by ergonomic analysis to maximise operating efficiency while minimizing foot movement. The required pedal operating forces have also been decreased to reduce fatigue.

4 COMFORTABLE 2-STAGE SLIDING SEAT

5 CONTROL STAND (TELESCOPIC & TILTING FUNCTION)

AIR CONDITIONING

The high performance air conditioning provides an air flow which is adjusted and electronically controlled for the conditions. Five operating modes enable even the most demanding operator to be satisfied.



CONTROL LEVER

Very precise control of the equipment increases versatility, safety and facilitates tricky operations requiring great precision. Leveling operations and particularly the movement of suspended loads are made easier and safer. The control levers have additional electrical buttons for controlling other additional attachment (for example, grabs, crushers, grippers, etc.)

AIR SUSPENSION SEAT (OPTIONAL)

An air suspension seat is available as an option, which further reduces any vibration being transmitted to the operator while working or travelling. In addition, this option is fitted with a heating system for operator comfort in cold weather.



EASY MAINTENANCE

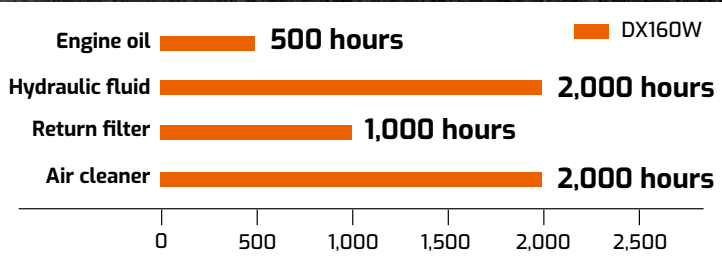


REMARKABLE ELONGATION OF CONSUMABLES REPLACEMENT

Very economic thanks to remarkable elongation of consumables replacement

• Engine oil, engine oil filter	500 hours
• Return filter	1,000 hours
• Hydraulic fluid	2,000 hours
• Air cleaner	2,000 hours

* The replacement interval depends on oil grade.



Short maintenance operations at long intervals increase the availability of the equipment on site. DEVELON has developed the DX160W with a view to high profitability for the user.



1 ENGINE OIL FILTER

The engine oil filter offers a high level of filtration allowing the oil change interval to be increased to 500 hours. It is easy to access and is positioned to avoid contaminating the surrounding environment.

2 HYDRAULIC OIL RETURN FILTER

The protection of the hydraulic system is made more effective by the use of glass fiber filter technology in the main oil return filter. This means that with more than 99.5% of foreign particles filtered out, the oil change interval is increased.

3 AIR CLEANER

The large capacity forced air cleaner removes over 99% of airborne particles, reducing the risk of engine contamination and making the cleaning and cartridge change intervals greater.

4 WATER SEPARATOR

High efficiency and large capacity water separator protect the engine by removing most moisture from the fuel.

5 AIR-CONDITIONER FILTER

Since independent air-conditioner filter for internal and external machine, fresh air is supplied indoors.

6 RADIATOR AND OIL COOLER

Radiator and oil cooler in high capacity and high efficiency are attached so that the best cooling function can be maintained all the time.

7 APPLYING STAINLESS TUBE

Stainless tube is applied to oil cooler piping to prevent oil leakage.

8 SOLID SIDE DOOR

The muscular appearance and internal reinforced board in attachment type realize both good appearance and solid strength.

9 BATTERY COVER

As battery cover is applied, shortage is prevented and customer is protected from unexpected accident.

10 PUNCHING COVER IN ASTERISK SHAPE

As anti-skid cover punched in asterisk shape is added on the upper part, slippery is prevented for service to increase safety.

11 FUEL TANK IN HIGH CAPACITY

Thanks to the fuel tank with the maximum capacity of 280 liter in the same grade, consecutive work time is elongated.

DEVELON FLEET MANAGEMENT

Telematics Service (OPTIONAL)

TELECOMMUNICATIONS Data flow from machine to web



TELEMATICS TERMINAL

Terminal device is installed and connected to a machine to get machine data.



TELECOMMUNICATION

DEVELON provides Dual mode (Cellular, Satellite) communication to maximize communication coverage



DEVELON FM WEB

User can monitor machine status from DEVELON FM Web

TELEMATICS SERVICE BENEFITS DEVELON and dealer support customers to improve work efficiency with timely and responsive services

CUSTOMER

- Improve work efficiency
- Timely and preventive service
 - Improve operator's skills by comparing work pattern
 - Manage fleet more effectively

DEALER

- Better service for customers
- Provide better quality of service
 - Maintain machine value
 - Better understanding of market needs

DEVELON

- Responsive to customer's voice
- Utilize quality-related field data
 - Apply customer's usage profile to develop new machine

FUNCTIONS(WEB/APP) DEVELON Telematics Service provides various functions to support your great performance



· GPS




· Fuel information



· Preventive maintenance



· Operation hours



· Fault code/warning



· ADT Productivity

· Reports

FUNCTION		EXCAVATOR	WHEEL LOADER	ADT
GPS	Location Geo-fence	All models	All models	All models
Operation hours	Daily, Weekly, Monthly report	All models	All models	All models
Operation hours	Total operation hours Operation hours by mode	All models	All models	All models
Maintenance parts	Preventive maintenance by item replacement cycle	All models	All models	All models
Fault code/ Warning	Fault code Machine Warnings on Gauge Panel	All models	All models	All models
Fuel information	Fuel level Fuel consumption	All models	All models	All models
Dump capacity	Dump tonnage Count of Work Cycle	N/A	N/A	All models

GLOBAL PARTS NETWORK

QUALITY-PROVEN MAIN COMPONENTS

DEVELON provides fast and precise worldwide delivery of genuine DEVELON parts through its global PDC (parts distribution center) network.



GLOBAL NETWORK

The global network of the GPDC (Global Parts Distribution Center) maximizes its fill rate by making sure that each center is stockpiled with all the critical parts required for businesses in its area. The network also minimizes the time and costs required for parts delivery by positioning PDCs close to major markets around the world. DEVELON PDCs communicate with customers in their time zone, informing them that they are open for operation, and deliver parts to them as early as possible.

THE GLOBAL PARTS DISTRIBUTION CENTER NETWORK

PDCs had been set up as shown below, including Mother PDC in Ansan, Korea. The ten other PDCs include one in China (Yantai), three in USA (Atlanta, Seattle and Miami), two in Europe (Germany and the UK), one in the Middle East (Dubai) and two in Asia (Singapore and Indonesia) and one in Brazil (São Paulo).



PDC BENEFIT

Distribution Cost Reduction

Maximum Parts Fill rate

Shortest Distance/ Time Parts Delivery

Real-time Service Support

Minimum Downtime

ATTACHMENTS

Heavy construction bucket, which is also called heavy duty bucket, is the most commonly used bucket in the construction equipment market and is designed mainly for use in heavy construction but also used in low density mining and quarry application.



GENERAL PURPOSE BUCKET

which is also called General Purpose bucket, is designed for digging and re-handling soft to medium materials e.g. materials with low wear characteristics such as top-soil, loam, coal.

HEAVY DUTY BUCKET

which is also called Heavy Duty bucket, is the most commonly used bucket in the construction equipment market and is designed mainly for use in heavy construction but also used in low density mining and quarry application.

SEVERE DUTY BUCKET

which is also called Severe Duty bucket. The bucket is designed for use in high density mining and quarry application using high strength and high abrasion resistance materials. It can be used in the toughest of applications.

EXTRA SEVERE DUTY BUCKET

which is also called X class bucket. The bucket is designed for use in high density mining and quarry application using high strength and high brasion resistance materials. It can be used in the toughest of applications.

TOOTH

GD (General Duty) Tooth

Optimized design for DEVELON's GP and the new General Construction bucket. Suitable for machines ranging from 14 to 70 tons. Recommended for general construction and utility loading applications.



HD (Heavy Duty) Tooth

Optimized design for the Heavy Construction bucket. Suitable for machines ranging from 14 to 70 tons. Recommended for most applications including excavating, trenching, loading and medium density quarries and mining.



SD (Severe Duty) Tooth

Optimized design for the Severe Mining bucket and the Xtreme Mining bucket. Suitable for machines ranging 22 to 70 tons. Recommended for extremely tough quarries and mining application.



BUCKET



General Purpose Bucket



Heavy Duty Bucket

DEMOLITION



Hydraulic Breaker



Fixed Pulverizer



Rotating Crusher

	Model	Weight	Tool diameter	Frequency
Hydraulic Breaker	DXB90H	1,000 kg	107 mm	820 BPM
	Model	Weight	Max. Jaw opening	Force at Tip
Fixed Pulverizer	FP14	1,100 kg	680 mm	51 t
Capacity (SAE/PCSA)	RC 14	1,250 kg	720 mm	51 t



Multi-Grapple



Stone Grapple



Wood Grapple



Log Grapple



Orange Grapple

MATERIAL HANDLING

	Model	Weight	Max Jaw opening	Max. Closing Force	Capacity
Multi-Grapple	MG 14	1,050 kg	1,744 mm	4.6 t	0.45 m ³
Stone Grapple	SG14	761 kg	1,800 mm	-	0.34 m ²
Wood Grapple	L / P WG14	700 / 630 kg	1,800 mm	-	0.48 m ²
Log Grapple	L / P LG 14	835 / 810 kg	1,800 mm	-	0.42 m ²
Orange Grapple	OG 14	1,170 kg	1,890 mm	-	0.30 m ³



Clamshell Bucket



Plate Compactor



Ripper

EARTH MOVING

	Model	Weight	Max. Jaw opening	Capacity
Clamshell Bucket	CB14	900 kg	1,455 mm	0.37 m ³
	Model	Weight	Base plate (WxL)	Impulse force
Plate Compactor	PC14	804 kg	740 x 1,050 mm	6.4 t
	Model	Weight	Length	
Ripper	RP14	245 kg	1,057 mm	



Quick Coupler

CONNECTING

	Model	Weight	Bucket Pin dia.	Working rage (Pin to Pin)
Quick Coupler	QC14	170 kg	65 mm	380 ~ 440 mm

TECHNICAL SPECIFICATIONS

ENGINE

Model
DEVELON DB58TIS (Tier2)
Number of cylinders
6
Rated power
134PS@ 2,000 rpm (KS R1004) 99kW(134PS) @ 2,000 rpm (DIN 6271) 99kW(132HP) @ 2,000 rpm (SAE J1349)
Max torque
50 kgf.m at 1,400 rpm
Piston displacement
5,785 cc (359 cu.in)
Bore & stroke
ø 102 mm x 118 mm
Batteries
2 x 12 V / 100 Ah
Air cleaner
Double element with auto dust evacuation.

HYDRAULIC CYLINDERS

The piston rods and cylinder bodies are made of high-strength steel. A shock absorbing mechanism is fitted in all cylinders to ensure shockfree operation and extend piston life.

[One-piece Boom]			
Cylinders	Quantity	Bore x Rod diameter x stroke	
Boom	2	110 X 75 X 1,048mm(4.3" X 2.9" X 3'5")	
Arm (short)	1	115 X 80 X 1,075mm(4.5" X 3.1" X 3'6")	
Bucket	1	95 X 65 X 900mm(3.7" X 2.6" X 2'11")	

HYDRAULIC SYSTEM

The heart of the system is the EPOS™ (Electronic Power Optimizing System). It allows the efficiency of the system to be optimized for all working conditions and minimizes fuel consumption. The new EPOS™ is connected to the engine electronic control via a data transfer link to harmonize the operation of the engine and hydraulics.

- The hydraulic system enables independent or combined operations.
- Cross-sensing pump system for fuel savings.
- Auto deceleration system.
- Two operating modes, two power modes.
- Button control of flow in auxiliary equipment circuits.
- Computer-aided pump power control.

Main pumps
2 variable displacement axial piston pumps Max flow : 2 x 156.1 ℓ/min (2 X 41.2 US gpm, 2 X 34.3 Imp gpm)
Pilot pump
Gear pump - max flow : 18.5 ℓ/min (4.9 US gpm, 4.1 Imp gpm)

Maximum system pressure
Boom / Arm / Bucket : - Normal mode : 330 kgf/cm ² (324 bar) - Power mode : 350 kgf/cm ² (343 bar) Travel : 350 kgf/cm ² (343 bar) Swing : 245 kgf/cm ² (240 bar)

SWING MECHANISM

- An axial piston motor with two-stage planetary reduction gear is used for the swing.
- Increased swing torque reduces swing time.
- Internal induction-hardened gear.
- Internal gear and pinion immersed in lubricant bath.
- The swing brake for parking is activated by spring and released hydraulically.

Swing speed: 0 to 11.3 rpm

UNDERCARRIAGE

Heavy-duty frame, all-welded stress-relieve structure. Top grade materials used for toughness. Specially heat-treated connecting pins. 9.0-20-14 PR double tires with tire spacer. Front axle oscillating hydraulically. Rear dozer as a standard or outrigger as an option. Dozer and outrigger can be installed in front and rear interchangeably. 18-19.5-20 PR tubeless single and 10.0-20-16 PR double tires as an option.

DRIVE

Fully hydrostatic driven, 3 speed power shift transmission, variable displacement, high torque, axial piston motor, foot pedal controls provide smooth travel, hub reduction type front steering axle and rear rigid axle.

Travel speed (fast/slow)
37 / 10 km/h
Maximum traction force
7,700 kgf
Maximum grade
35° / 70%

ENVIRONMENT

Noise levels comply with environmental regulations (dynamic values).
LwA External sound level
101 dB(A) (2000/14/EC)
LPA Operator sound level
74 dB(A) (ISO 6396)

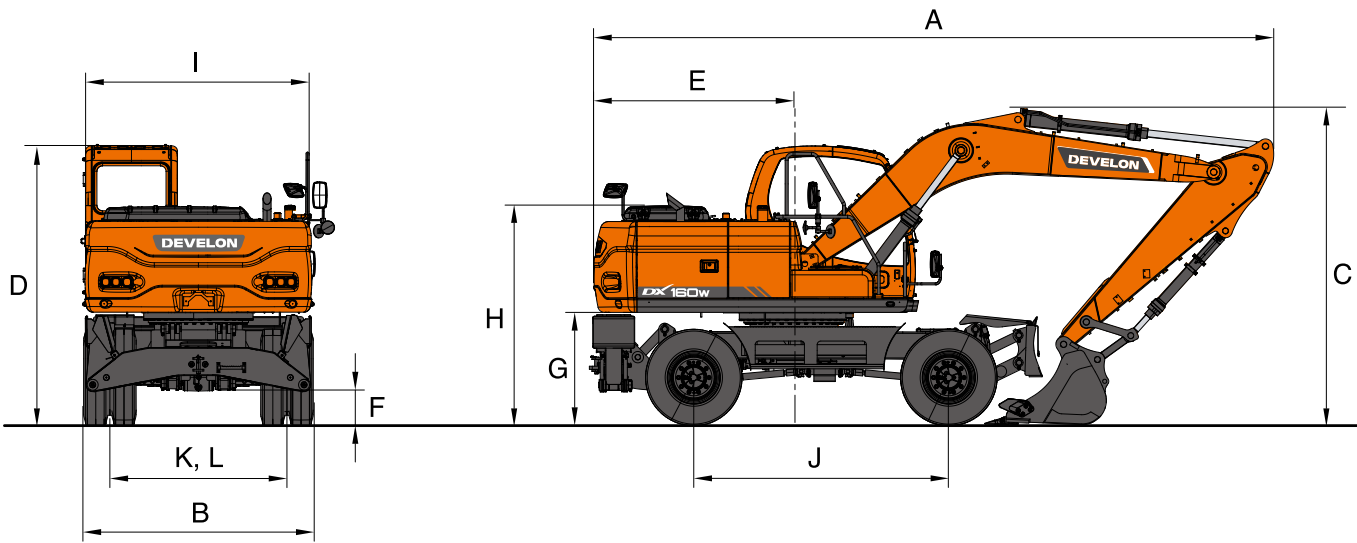
REFILL CAPACITIES

Fuel tank
280 ℓ
Cooling system (Radiator capacity)
20 ℓ
Engine oil
22 ℓ
Swing drive
2 ℓ
Power train(each)
Front Axle 2.5 ℓ Rear Axle 2.4 ℓ Transmission 2.5 ℓ
Hydraulic tank
102 ℓ

BUCKET

Bucket Type	Capacity (m³)		Width (mm)		Weight (kg)
	SAE/PCSA	CECE	W/O Side Cutter	With Side Cutter	
General Purpose	0.24	0.22	468	534	294
	0.39	0.35	736	820	362
	0.45	0.40	824	911	402
	0.51	0.45	907	991	418
	0.59	0.51	997	1081	439
	0.64	0.55	1083	1167	465
	0.76	0.65	1120	1220	519
Heavy Duty	0.42	0.38	762	827	442
	0.49	0.44	848	913	477
	0.54	0.48	916	981	497

DIMENSIONS



DIMENSIONS

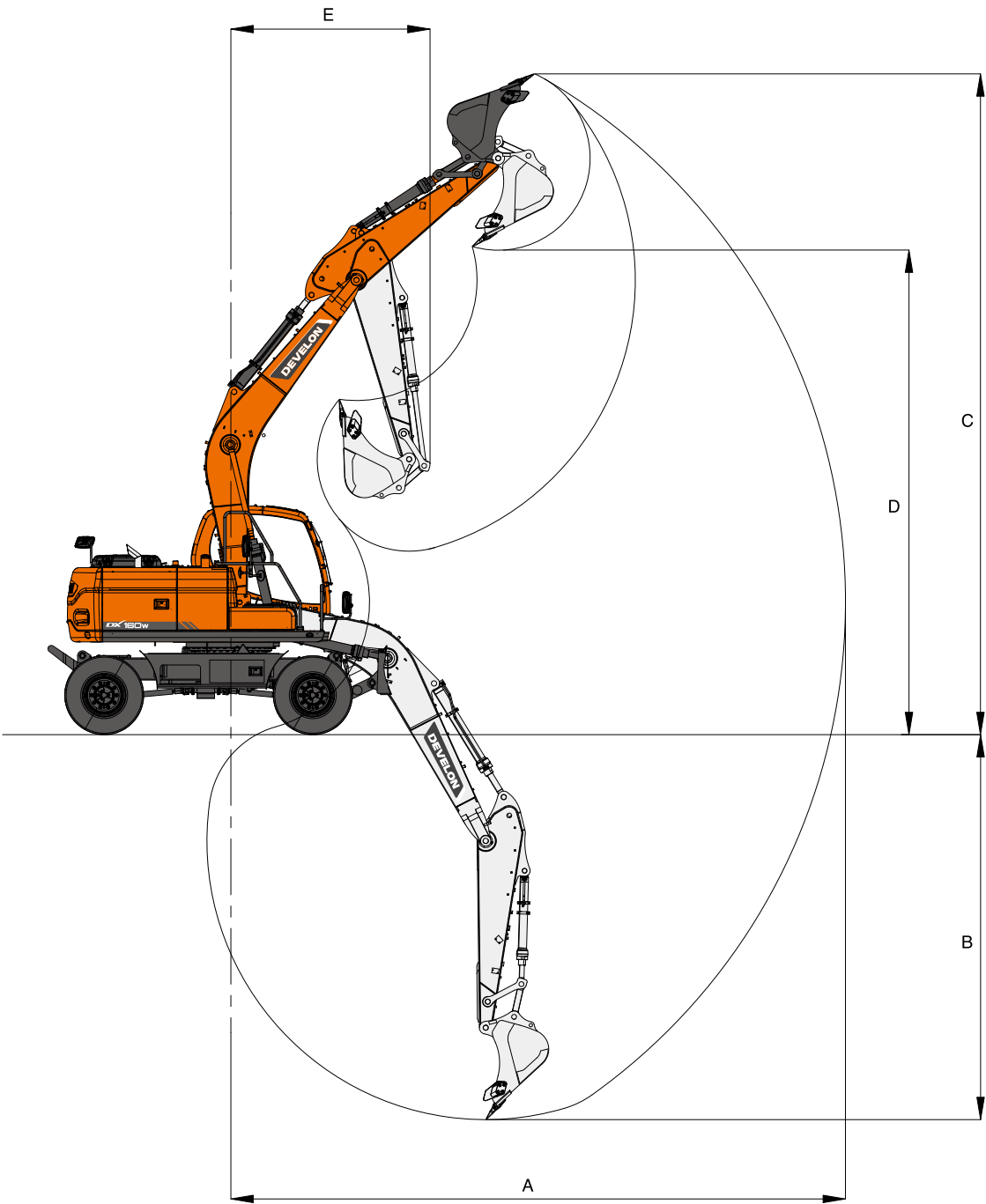
Boom type (One-piece)		4,300mm (14'1")	4,600mm (15'1")	
Arm type		2,100mm (6'11")	2,100mm (6'11")	2,500mm (8'2")
A	Shipping Length	7,235mm (23'9")	7,820mm (25'8")	7,470mm (24'6")
B	Shipping Width	2,496mm (8'2")	←	←
C	Shipping Height (Boom)	3,351mm (11')	3,225mm (10'7")	3,460mm (11'4")
D	Height Over Cabin	3,040mm (10')	←	←
E	Counterweight Clearance	2,200mm (7'3")	←	←
F	Ground Clearance	350mm (1'2")	←	←
G	Counterweight Clearance	1,206mm (4')	←	←
H	Engine Cover Height	2,376mm (7'10")	←	←
I	Upper Housing Width	2,494mm (8'2")	←	←
J	Wheelbase	2,800mm (9'2")	←	←
K,L	Tread Width	1,944mm (6'5")	←	←

DIGGING FORCE

Bucket (PCSA)	0.24m³	0.39m³	0.45m³	0.51m³	0.59m³	0.64m³	0.76m³
Digging force (NOM. / PRESS / Up, ton)	[SAE] 8.13 / 8.62 [ISO] 9.56 / 10.14						
Arm	2,100mm				2,500mm		
Digging force (NOM. / PRESS / Up, ton)	[SAE] 6.9 / 7.32 [ISO] 7.21 / 7.65				[SAE] 5.94 / 6.3 [ISO] 6.18 / 6.55		

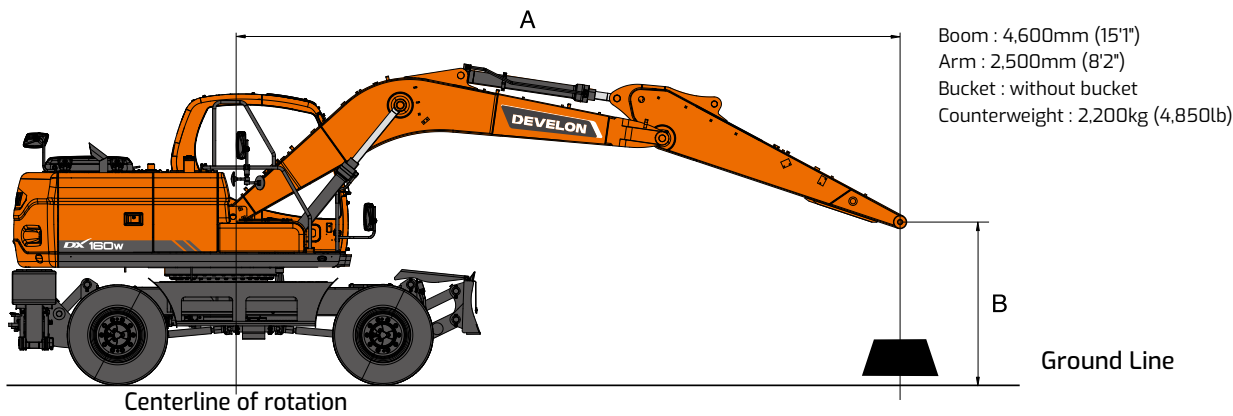
At power boost (ISO)

WORKING RANGES



Boom type (One-piece)		4,300mm (14'1")	4,600mm (15'1")	
Arm type		2,100mm (6'11")	2,100mm (6'11")	2,500mm (8'2")
A	Max. Digging Reach	7,520mm (24'8")	7,790mm (25'7")	8,250mm (27'1")
B	Max. Digging Depth	4,580mm (15')	4,790mm (15'9")	5,190mm (17')
C	Max. Digging Height	8,130mm (26'8")	8,370mm (27'6")	8,850mm (29')
D	Max. Dump Height	5,810mm (19'1")	6,060mm (19'11")	6,480mm (21'3")
E	Min. Swing Radius	2,470mm (8'1")	2,570mm (8'5")	2,670mm (8'9")

LIFTING CAPACITY



METRIC

Unit : 1,000kg

B(m)	A(m)	Chassis Frame Attachment	3		4		5		6		Max. Reach		A(m)
6		R-Rear Dozer Only Up					*3.56	3.05			*2.10	*2.10	5.62
		R-Rear Dozer Only Down					*3.56	*3.56			*2.10	*2.10	
		R-Outrigger Only Down					*3.56	*3.56			*2.10	*2.10	
		F-Dozer + R-Outrigger Down					*3.56	*3.56			*2.10	*2.10	
5		R-Rear Dozer Only Up			*4.27	4.25	*4.19	3.04	*3.02	2.30	*2.02	*2.02	6.26
		R-Rear Dozer Only Down			*4.27	*4.27	*4.19	4	*3.02	3.01	*2.02	*2.02	
		R-Outrigger Only Down			*4.27	*4.27	*4.19	*4.19	*3.02	*3.02	*2.02	*2.02	
		F-Dozer + R-Outrigger Down			*4.27	*4.27	*4.19	*4.19	*3.02	*3.02	*2.02	*2.02	
4		R-Rear Dozer Only Up			*5.25	4.15	*4.93	2.99	*4.05	2.28	*2.01	1.93	6.69
		R-Rear Dozer Only Down			*5.25	*5.25	*4.93	3.94	*4.05	3	*2.01	*2.01	
		R-Outrigger Only Down			*5.25	*5.25	*4.93	*4.93	*4.05	*4.05	*2.01	*2.01	
		F-Dozer + R-Outrigger Down			*5.25	*5.25	*4.93	*4.93	*4.05	*4.05	*2.01	*2.01	
3		R-Rear Dozer Only Up	*8.55	6.14	*6.59	4.01	*5.57	2.92	4.38	2.25	*2.04	1.81	6.95
		R-Rear Dozer Only Down	*8.55	*8.55	*6.59	5.41	*5.57	3.86	4.38	2.96	*2.04	*2.04	
		R-Outrigger Only Down	*8.55	*8.55	*6.59	*6.59	*5.57	*5.57	4.60	4.41	*2.04	*2.04	
		F-Dozer + R-Outrigger Down	*8.55	*8.55	*6.59	*6.59	*5.57	*5.57	*4.92	4.58	*2.04	*2.04	
2		R-Rear Dozer Only Up			*7.52	3.86	5.74	2.84	4.33	2.20	*2.11	1.75	7.06
		R-Rear Dozer Only Down			*7.52	5.25	5.74	3.78	4.33	2.91	*2.11	*2.11	
		R-Outrigger Only Down			*7.52	*7.52	6.03	5.79	4.54	4.36	*2.11	*2.11	
		F-Dozer + R-Outrigger Down			*7.52	*7.52	*6.08	6.01	*5.22	4.53	*2.11	*2.11	
1		R-Rear Dozer Only Up			*8.15	3.75	5.66	2.77	4.28	2.16	*2.23	1.75	7.02
		R-Rear Dozer Only Down			*8.15	5.12	5.66	3.70	4.28	2.87	*2.23	*2.23	
		R-Outrigger Only Down			*8.15	*8.15	5.94	5.70	4.50	4.32	*2.23	*2.23	
		F-Dozer + R-Outrigger Down			*8.15	*8.15	*6.45	5.93	*5.40	4.49	*2.23	*2.23	
0 (Ground)		R-Rear Dozer Only Up	*6.95	5.56	8.11	3.68	5.60	2.72	4.25	2.14	*2.42	1.80	6.84
		R-Rear Dozer Only Down	*6.95	*6.95	8.11	5.04	5.60	3.65	4.25	2.84	*2.42	2.38	
		R-Outrigger Only Down	*6.95	*6.95	*8.35	8.17	5.88	5.65	4.47	4.28	*2.42	*2.42	
		F-Dozer + R-Outrigger Down	*6.95	*6.95	*8.35	*8.35	*6.60	5.87	*5.42	4.45	*2.42	*2.42	
-1		R-Rear Dozer Only Up	*9.04	5.55	8.08	3.65	5.58	2.70	4.24	2.13	*2.71	1.93	6.50
		R-Rear Dozer Only Down	*9.04	7.99	8.08	5.02	5.58	3.63	4.24	2.83	*2.71	2.55	
		R-Outrigger Only Down	*9.04	*9.04	*8.09	*8.09	5.86	5.62	4.46	4.27	*2.71	*2.71	
		F-Dozer + R-Outrigger Down	*9.04	*9.04	*8.09	*8.09	*6.42	5.84	*5.17	4.44	*2.71	*2.71	
-2		R-Rear Dozer Only Up	*9.41	5.58	*7.37	3.66	5.59	2.71			*3.19	2.17	5.96
		R-Rear Dozer Only Down	*9.41	8.03	*7.37	5.03	5.59	3.64			*3.19	2.88	
		R-Outrigger Only Down	*9.41	*9.41	*7.37	*7.37	*5.83	5.63			*3.19	*3.19	
		F-Dozer + R-Outrigger Down	*9.41	*9.41	*7.37	*7.37	*5.83	*5.83			*3.19	*3.19	
-3		R-Rear Dozer Only Up	*7.62	5.66	*6.01	3.71	*4.43	2.76			*4.03	2.64	5.18
		R-Rear Dozer Only Down	*7.62	*7.62	*6.01	5.08	*4.43	3.69			*4.03	3.52	
		R-Outrigger Only Down	*7.62	*7.62	*6.01	*6.01	*4.43	*4.43			*4.03	*4.03	
		F-Dozer + R-Outrigger Down	*7.62	*7.62	*6.01	*6.01	*4.43	*4.43			*4.03	*4.03	

FEET

Unit : 1,000kg

B(ft)	A(ft)	Chassis Frame Attachment	10		15		20		Max. Reach		A(m)
20		R-Rear Dozer Only Up			*8.43	7.72			*4.65	*4.65	18.18
		R-Rear Dozer Only Down			*8.43	*8.43			*4.65	*4.65	
		R-Outrigger Only Down			*8.43	*8.43			*4.65	*4.65	
		F-Dozer + R-Outrigger Down			*8.43	*8.43			*4.65	*4.65	
15		R-Rear Dozer Only Up			*10.04	7.61	*7.36	4.94	*4.44	*4.44	21.22
		R-Rear Dozer Only Down			*10.04	*10.04	*7.36	6.47	*4.44	*4.44	
		R-Outrigger Only Down			*10.04	*10.04	*7.36	*7.36	*4.44	*4.44	
		F-Dozer + R-Outrigger Down			*10.04	*10.04	*7.36	*7.36	*4.44	*4.44	
10		R-Rear Dozer Only Up	*18.35	13.25	*13.03	7.31	9.42	4.85	*4.50	3.99	22.78
		R-Rear Dozer Only Down	*18.35	*18.35	*13.03	9.74	9.42	6.37	*4.50	*4.50	
		R-Outrigger Only Down	*18.35	*18.35	*13.03	*13.03	9.89	9.5	*4.50	*4.50	
		F-Dozer + R-Outrigger Down	*18.35	*18.35	*13.03	*13.03	*10.39	9.87	*4.50	*4.50	
5		R-Rear Dozer Only Up			14.53	6.98	9.27	4.71	*4.77	3.84	23.17
		R-Rear Dozer Only Down			14.53	9.38	9.27	6.23	*4.77	*4.77	
		R-Outrigger Only Down			*15.10	14.63	9.73	9.34	*4.77	*4.77	
		F-Dozer + R-Outrigger Down			*15.10	*15.10	*11.56	9.71	*4.77	*4.77	
0 (Ground)		R-Rear Dozer Only Up	*16.06	11.96	14.25	6.76	9.15	4.61	*5.34	3.97	22.44
		R-Rear Dozer Only Down	*16.06	*16.06	14.25	9.14	9.15	6.13	*5.34	5.25	
		R-Outrigger Only Down	*16.06	*16.06	14.97	14.36	9.62	9.23	*5.34	*5.34	
		F-Dozer + R-Outrigger Down	*16.06	*16.06	*15.98	14.93	*11.74	9.60	*5.34	*5.34	
-5		R-Rear Dozer Only Up	*21.81	11.96	14.19	6.71	9.15	4.61	*6.46	4.48	20.48
		R-Rear Dozer Only Down	*21.81	17.16	14.19	9.09	9.15	6.12	*6.46	5.94	
		R-Outrigger Only Down	*21.81	*21.81	14.90	14.29	9.62	9.22	*6.46	*6.46	
		F-Dozer + R-Outrigger Down	*21.81	*21.81	*15.00	14.86	*9.81	9.59	*6.46	*6.46	
-10		R-Rear Dozer Only Up	*16.38	12.18	*11.15	6.83			*8.84	5.89	16.85
		R-Rear Dozer Only Down	*16.38	*16.38	*11.15	9.22			*8.84	7.87	
		R-Outrigger Only Down	*16.38	*16.38	*11.15	*11.15			*8.84	*8.84	
		F-Dozer + R-Outrigger Down	*16.38	*16.38	*11.15	*11.15			*8.84	*8.84	

1. Ratings are based on SAE J1097

2. Load point is the end of arm.

3. * Rated loads are based on hydraulic capacity.

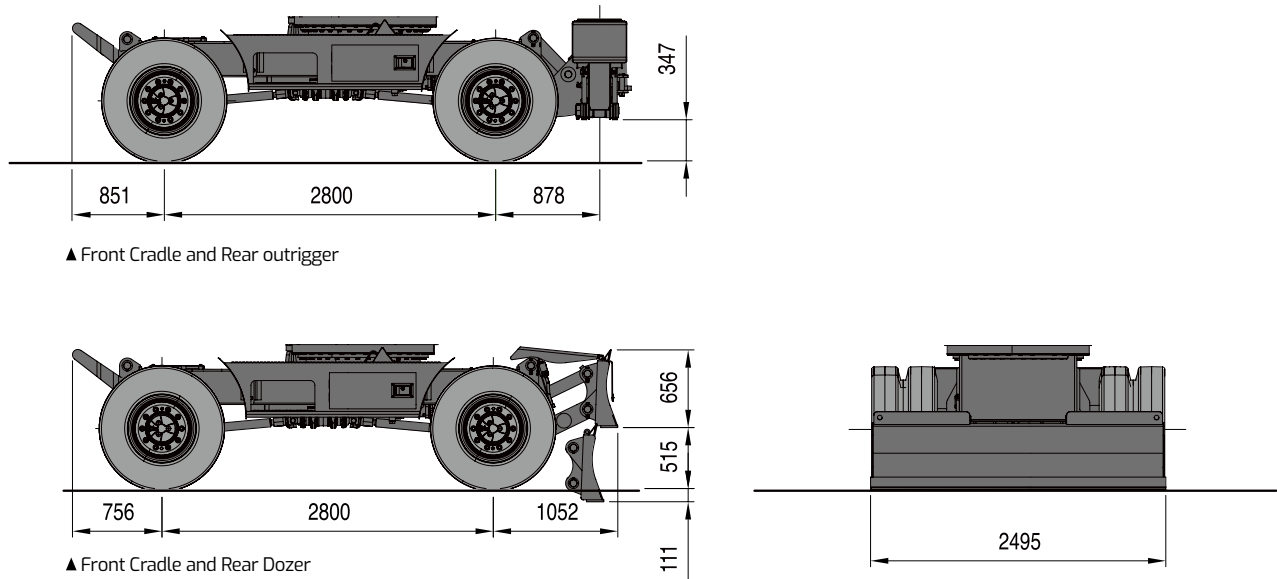
4. Rated loads do not exceed 87% of hydraulic capacity or 75% of tipping capacity.

: Rating Over Front

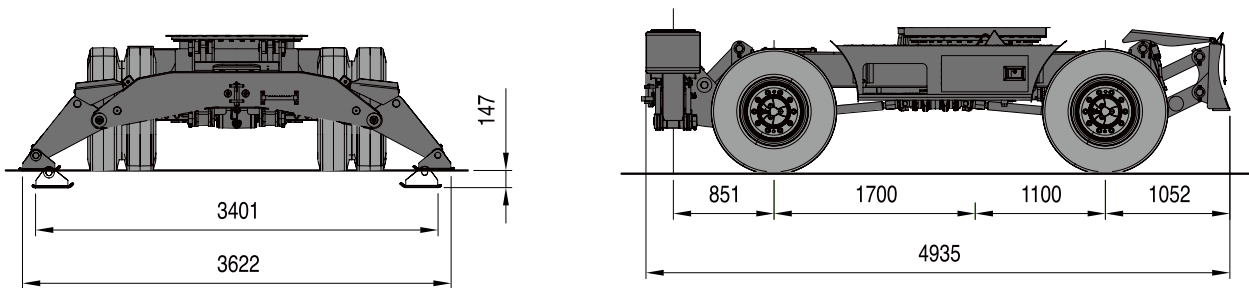
: Rating Over Side or 360 degree

UNDERCARRIAGE

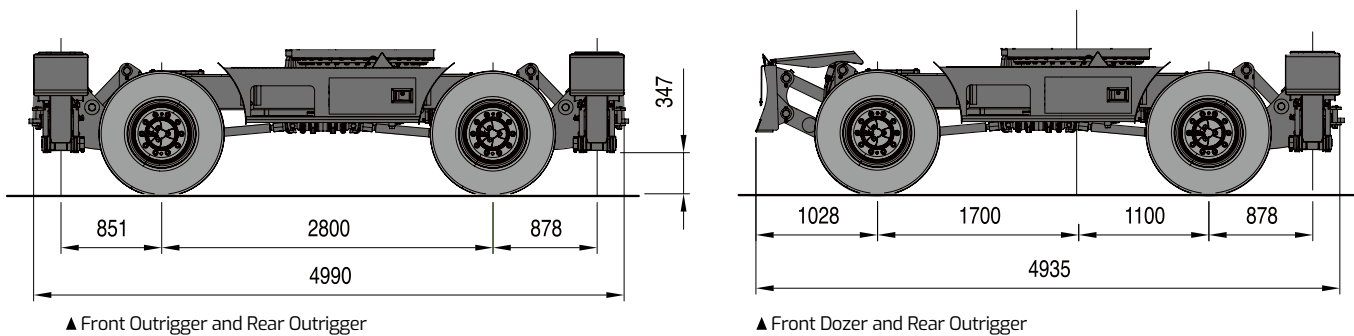
UNDERCARRIAGE WITH FRONT CRADLE AND REAR OUTRIGGER / FRONT CRADLE AND REAR DOZER



UNDERCARRIAGE WITH FRONT OUTRIGGER AND REAR DOZER



UNDERCARRIAGE WITH FRONT OUTRIGGER AND REAR OUTRIGGER / FRONT DOZER AND REAR OUTRIGGER



STANDARD AND OPTION

STANDARD EQUIPMENT

Boom & Arm

- 4.6m Boom (Two-piece Boom)
- 2.5m Arm

Hydraulic system

- Boom and arm flow regeneration
- Boom and arm holding valves
- Swing anti-rebound valves
- Spare ports (valve)
- One-touch power boost

Cabin & Interior

- Viscous cab mounts
- All weather sound suppressed type cab
- Air conditioner
- Adjustable suspension seat with head rest and adjustable arm rest
- Pull-up type front window and removable lower front window
- Room light
- Intermittent windshield wiper
- Cigarette lighter and ashtray
- Cup holder
- Hot & Cool box
- LCD color monitor panel
- Engine speed (RPM) control dial
- AM/FM radio and cassette player
- Remote radio ON/OFF switch
- 12V spare powers socket
- Joystick lever with 3 switches
- Sunvisor
- Sun roof
- Wiper

Safety

- Large handrails and step
- Punched metal anti-slip plates
- Seat belt
- Hydraulic safety lock lever
- Safety glass
- Hammer for emergency escape
- Right and left rearview mirrors
- Reverse travel alarm
- Emergency engine stop
- LED stop lamps

Others

- Double element air cleaner
- Dust screen for radiator / oil cooler / Charged Air Cooler
- Engine overheat prevention system
- Engine restart prevention system
- Self-diagnostic system
- Alternator (24V, 60 amps)
- Electric horn
- Halogen working lights (frame mounted 2, boom mounted 2)
- Double fuel filter
- 2.5ton Cast Counterweight

Undercarriage

- 18.0-19.5 20 PR double tires
- Heavy duty axles
- Parallel dozer blade
- Tool box
- 3 Speed (creep, low, high)
- Front axle oscillation cyl. auto Lock

OPTIONAL EQUIPMENT

Some of these optional equipment cannot be available on some markets. You must check with the local DEVELON dealer to know about the availability or to release the adaptation following the needs of the applications.

Safety

- Boom and arm hose rupture protection valve
- Overload warning device
- Cabin Top/Front guard (ISO 10262, FOGS standard)
- Rotation beacon
- Mirror & Lamp on counterweight

Cabin & Interior

- Air suspension seat
- 2 Front lamps
- 4 front + 2 rear lamps
- Rain shield

Others

- Piping for crusher
- Piping for quick clamp
- Piping for front attachment rotation
- Lower wiper
- Fuel heater
- Large capacity alternator (24v, 80 amps)
- Fuel filler pump

Undercarriage

- Front Cradle
- Dozer blade
- Outriggers
- Individually controlled outriggers
- 10.00-20 16 PR double tires
- 20 PR single tire
- 10.00-20 14 PR double tires
- 2.2 ton cast counterweight

We are DEVELON

We trace our roots to 1937 as one of Korea's first large scale machine plant. Throughout time we have consistently delivered exceptional products and solutions.

DEVELON is a bold name that reflects our core ambition to continue developing onwards and leaving behind a positive footprint in our world. Moving forward, we seek to be part of our customers and partners' endeavor to build a better world.

Powered by Innovation



©2024 HD Hyundai Infracore. All rights reserved.

HDIPBE-01-2403

Certain specification(s) are based on engineering calculations and are not actual measurements. Specification(s) are provided for comparison purposes only and are subject to change without notice. Specification(s) for your individual Develon equipment will vary based on normal variations in design, manufacturing, operating conditions, and other factors. Pictures of Develon units may show other than standard equipment.

develon-ce.com